

LED DOWNLIGHT

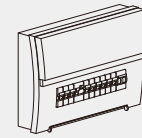
VEC-46255/46256

VECTA



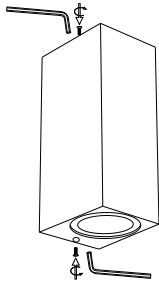
WARNING

1. Switch off before installation.
2. Switch on only after complete installation and examination of the circuit.
3. Professional electrician for installation and maintenance only.

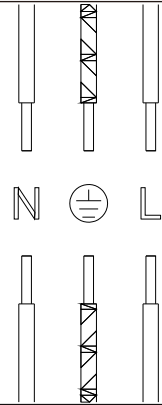
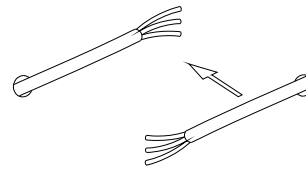


**Turn Off
Power Supply**

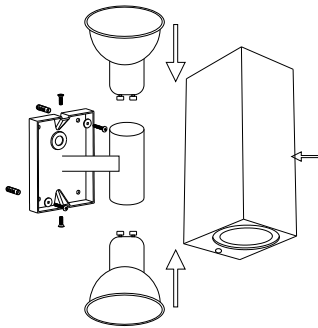
step 1.




Step2.




Step3.



Step4.

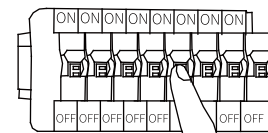


Step5.



Step6. Make sure the downlight fixed tightly in ceiling, turn on the power

Turn on the switch



Caution: Please note that DO NOT use this product in the following places/application.

1. The place has a large quantity of chemical corrosive substance, such as: chemical plant and stockyard etc.
2. The place has poor temperature conditions, large-scale temperature variation, which would easily lead to broken and damage the product, the applicable operating temperature is between -20 and 40 degrees.

