

LED DOWNLIGHT

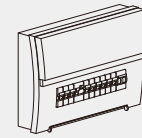
VEC-46255/46256

VECTA



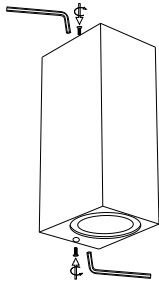
WARNING

1. Switch off before installation.
2. Switch on only after complete installation and examination of the circuit.
3. Professional electrician for installation and maintenance only.

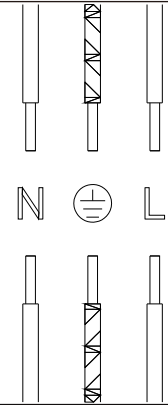
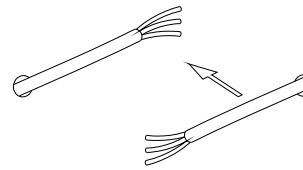


Turn Off Power Supply

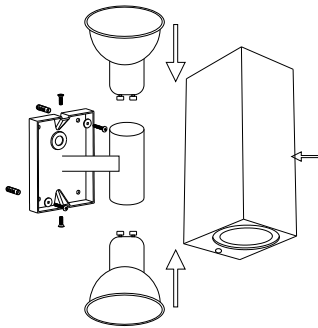
step 1.




Step2.




Step3.



Step4.

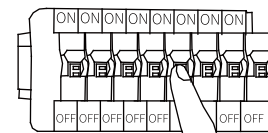


Step5.



Step6. Make sure the downlight fixed tightly in ceiling, turn on the power

Turn on the switch



Caution: Please note that DO NOT use this product in the following places/application.

1. The place has a large quantity of chemical corrosive substance, such as: chemical plant and stockyard etc.
2. The place has poor temperature conditions, large-scale temperature variation, which would easily lead to broken and damage the product, the applicable operating temperature is between -20 and 40 degrees.

